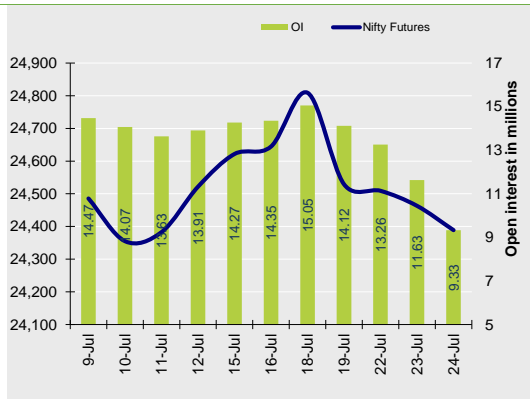


**Nifty Snapshot**

	Close	Prv Cl.	Ab chg	% chg
<b>Spot</b>	24,413.15	24,479.05	-65.90	-0.27
<b>Futures</b>	24,388.75	24,463.10	-74.35	-0.30
<b>OI(ml shr)</b>	9.33	11.63	-2.30	-19.80
<b>Vol (lots)</b>	315393	535506	-220113	-41.10
<b>COC</b>	-24.40	-15.95	-8.45	53.0
<b>PCR-OI</b>	0.87	0.87	0.00	0.0

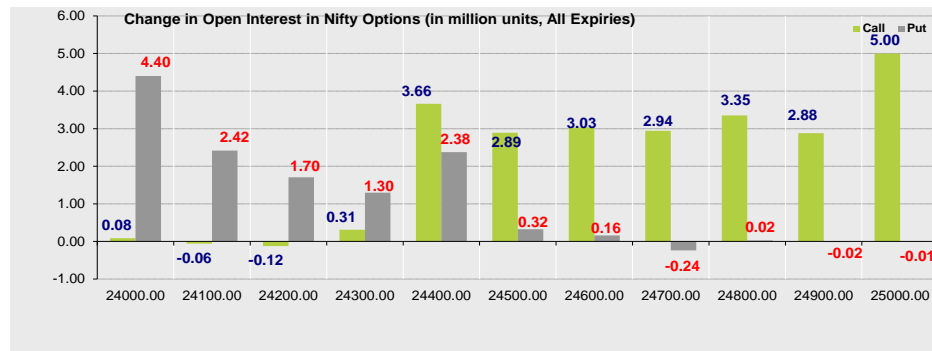
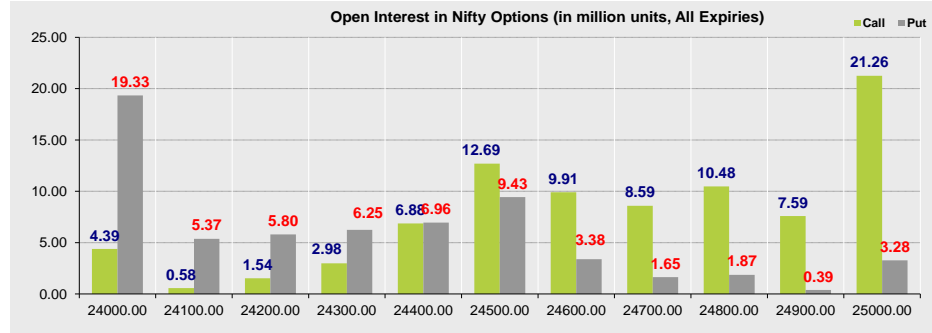
**Nifty Futures Price v/s OI**



**Summary**

- Indian markets closed on a negative note where selling was mainly seen in Banking, FMCG, Financial Services sectors. Nifty Jul Futures closed at 24388.75 (down 74.35 points) at a discount of 24.40 pts to spot.
- FII's were net sellers in Cash to the tune of 5130.90 Cr and were net sellers in index futures to the tune of 3588.37 Cr.
- India VIX decreased by 7.72% to close at 11.76 touching an intraday high of 14.04.

**Open Interest in Nifty Options:**



**Institutional Activity in previous trading session**

(in Rs cr.)	Buy	Sell	Net
Index Futures	12303.26	15891.63	-3588.37
Index Options	5081546.43	5016893.89	64652.54
Stock Futures	116233.12	119240.73	-3007.61
Stock Options	34381.05	34203.39	177.66
FII Cash	16,121.97	21,252.87	-5,130.90
DII Cash	17,787.34	14,650.04	3,137.30

**Net FII Activity (in Rs cr.)**

Date	Idx Fut	Stk Fut	Idx Opt	Cash
24-Jul	-3588.4	-3007.6	64652.5	-5131
23-Jul	-3659.9	-6174.2	224.6	-2975
22-Jul	-1274.1	7382.5	13939.6	3444
19-Jul	-2029.1	1108.7	15824.8	1506
18-Jul	2594.8	7555.9	38788.7	5484
16-Jul	-58.4	-3335.3	-19133.9	1271

**Technical Pivot (Intraday):**

	S2	S1	PIVOT	R1	R2
NIFTY	24180	24285	24385	24490	24595
BANKNIFTY	50380	50890	51430	51945	52485

- The above second chart shows previous trading day's change in Nifty options where Addition in OI were seen in 24000, 24100, 24200, 24300 strike Puts and at 24600, 24500, 24400, strike Calls indicating market is likely to remain negative in the near term.
- Highest OI build-up is seen at 25000 strike Calls and 24000 strike Puts, to the tune of 21.26mn and 19.33mn respectively.

**Outlook on Nifty:**

**Index is likely to open on a gap down note today and is likely to remain negative during the day.**

(Price is in Rs; OI is in million units; Price chg and OI chg are in percentage) **NB RESEARCH**

**Fresh Longs seen in:**

Scrip	Price	Price chg	OI	OI Chg
IGL	548.1	2.4	15.3	18.6
TORNTPHARM	3143.4	0.7	1.5	14.2
ONGC	320.0	1.8	117.1	13.2

**Fresh Shorts seen in:**

Scrip	Price	Price chg	OI	OI Chg
BANDHANBNK	188.4	-3.9	107.9	16.1
BANKNIFTY	51401.1	-0.8	2.6	12.2
NIFTY	24388.8	-0.3	18.3	8.7

**Short Covering seen in:**

Scrip	Price	Price chg	OI	OI Chg
UNITDSPR	1384.7	4.1	12.3	-14.4
MFSL	1093.6	6.2	3.6	-10.4
SAIL	147.1	3.6	139.1	-10.3

**Long Unwinding seen in:**

Scrip	Price	Price chg	OI	OI Chg
INDIACEM	351.5	-0.3	21.6	-15.3
TATACONSUM	1231.8	-1.8	9.7	-11.2
DRREDDY	6824.3	-0.1	3.1	-9.1

NIFTY50 Options OI (CE OI = Resistance) (PE OI = Support)			
Symbol	Highest CE OI	Highest PE OI	CMP
ADANIPTS	1600	1200	1482
ADANIENT	3200	2900	2973
ASIANPAINT	3000	2900	2918
AXISBANK	1300	1300	1238
BAJAJ-AUTO	10000	8500	9260
BAJAJFINSV	1640	1640	1578
BAJFINANCE	8000	6600	6602
BHARTIARTL	1500	1450	1450
BPCL	320	300	315
BRITANNIA	5700	5700	5829
CIPLA	1500	1480	1504
COALINDIA	515	470	494
DIVISLAB	4600	4600	4545
DRREDDY	7000	6500	6824
EICHERMOT	5000	4500	4896
GRASIM	2800	2700	2813
HCLTECH	1600	1500	1579
HDFCBANK	1800	1600	1606
HDFCLIFE	600	600	671
HEROMOTOCO	5700	5600	5417
HINDALCO	700	650	652
HINDUNILVR	2740	2600	2718
ICICIBANK	1250	1200	1221
ITC	460	420	493
INDUSINDBK	1500	1500	1395

NIFTY50 Options OI (CE OI = Resistance) ( PE OI = Support)			
Symbol	Highest CE OI	Highest PE OI	CMP
INFY	1700	1700	1830
IOC	193	143	169
JSWSTEEL	950	920	881
KOTAKBANK	1840	1700	1744
LT	3600	3600	3513
LTIM	5700	5000	5672
M&M	2900	2700	2805
MARUTI	13000	12500	12485
NESTLEIND	2640	2540	2539
NTPC	400	385	392
ONGC	330	315	320
POWERGRID	355	330	337
RELIANCE	3200	2900	2990
SBILIFE	1560	1560	1631
SBIN	900	850	852
SUNPHARMA	1600	1600	1615
TATACONSUM	1260	1240	1232
TATAMOTORS	1050	1000	1028
TATASTEEL	180	150	160
TCS	4400	4000	4291
TECHM	1472	1472	1533
TITAN	3400	3400	3470
ULTRACEMCO	12000	11000	11429
UPL	570	570	538
WIPRO	550	500	501



**Derivative Recommendations:**

Stock Name	Call (Buy/Sell)	Entry price	Targets	Stop Loss	Duration	Status
NIL						

**FROM THE EQUITY DERIVATIVE DESK:**

**NIRAV HARISH CHHEDA**  
AVP - DERIVATIVES AND TECHNICAL RESEARCH  
E-Mail: [nirav.chheda@nirmalbang.com](mailto:nirav.chheda@nirmalbang.com)  
Tel no: 6273-8199/8000

**AMIT BHUPTANI**  
SNR.DERIVATIVES AND TECHNICAL RESEARCH ANALYST  
E-Mail: [amit.bhuptani@nirmalbang.com](mailto:amit.bhuptani@nirmalbang.com)  
Tel no: 6273-8242/8000

**DISCLOSURES**

Research Reports that are published by Nirmal Bang Securities Private Limited (hereinafter referred to as "NBSPL") are for private circulation only. NBSPL is a registered Research Analyst under SEBI (Research Analyst) Regulations, 2014 having Registration no. INH000001766. NBSPL is also a registered Stock Broker with National Stock Exchange of India Limited, BSE Limited, Metropolitan Stock Exchange of India Limited, Multi Commodity Exchange of India Limited, National Commodity and Derivative Exchange Limited and Indian Commodity Exchange Limited in cash and Equity and Commodities derivatives segments.

NBSPL has other business divisions with independent research teams separated by Chinese walls, and therefore may, at times, have different or contrary views on stocks and markets.

NBSPL or its associates have not been debarred / suspended by SEBI or any other regulatory authority for accessing / dealing in securities Market. NBSPL, its associates or analyst or his relatives do not hold any financial interest (Except Investment) in the subject company. NBSPL or its associates or Analyst do not have any conflict or material conflict of interest at the time of publication of the research report with the subject company. NBSPL or its associates or Analyst or his relatives may or may not hold beneficial ownership of 1% or more in the subject company at the end of the month immediately preceding the date of publication of this research report.

NBSPL or its associates / analyst has not received any compensation / managed or co-managed public offering of securities of the company covered by Analyst during the past twelve months. NBSPL or its associates have not received any compensation or other benefits from the company covered by Analyst or third party in connection with the research report. Analyst has not served as an officer, director or employee of Subject Company. NBSPL / analyst has not been engaged in market making activity of the subject company.

Analyst Certification: The research analysts and authors of these reports, hereby certify that the views expressed in this research report accurately reflects my/our personal views about the subject securities, issuers, products, sectors or industries. It is also certified that no part of the compensation of the analyst(s) was, is, or will be directly or indirectly related to the inclusion of specific recommendations or views in this research. The analyst(s) principally responsible for the preparation of this research report and has taken reasonable care to achieve and maintain independence and objectivity in making any recommendations.

**DISCLAIMER**

This report is for the personal information of the authorized recipient and does not construe to be any investment, legal or taxation advice to you. NBSPL is not soliciting any action based upon it. Nothing in this research shall be construed as a solicitation to buy or sell any security or product, or to engage in or refrain from engaging in any such transaction. In preparing this research, we did not take into account the investment objectives, financial situation and particular needs of the reader.

This research has been prepared for the general use of the clients of NBSPL and must not be copied, either in whole or in part, or distributed or redistributed to any other person in any form. If you are not the intended recipient you must not use or disclose the information in this research in any way. Though disseminated to all the customers simultaneously, not all customers may receive this report at the same time. NBSPL will not treat recipients as customers by virtue of their receiving this report. This report is not directed or intended for distribution to or use by any person or entity resident in a state, country or any jurisdiction, where such distribution, publication, availability or use would be contrary to law, regulation or which would subject NBSPL & its group companies to registration or licensing requirements within such jurisdictions.

The report is based on the information obtained from sources believed to be reliable, but we do not make any representation or warranty that it is accurate, complete or up-to-date and it should not be relied upon as such. We accept no obligation to correct or update the information or opinions in it. NBSPL or any of its affiliates or employees shall not be in any way responsible for any loss or damage that may arise to any person from any inadvertent error in the information contained in this report. NBSPL or any of its affiliates or employees do not provide, at any time, any express or implied warranty of any kind, regarding any matter pertaining to this report, including without limitation the implied warranties of merchantability, fitness for a particular purpose, and non-infringement. The recipients of this report should rely on their own investigations.

This information is subject to change without any prior notice. NBSPL reserves its absolute discretion and right to make or refrain from making modifications and alterations to this statement from time to time. Nevertheless, NBSPL is committed to providing independent and transparent recommendations to its clients, and would be happy to provide information in response to specific client queries.

Before making an investment decision on the basis of this research, the reader needs to consider, with or without the assistance of an adviser, whether the advice is appropriate in light of their particular investment needs, objectives and financial circumstances. There are risks involved in securities trading. The price of securities can and does fluctuate, and an individual security may even become valueless. International investors are reminded of the additional risks inherent in international investments, such as currency fluctuations and international stock market or economic conditions, which may adversely affect the value of the investment. Opinions expressed are subject to change without any notice. Neither the company nor the director or the employees of NBSPL accept any liability whatsoever for any direct, indirect, consequential or other loss arising from any use of this research and/or further communication in relation to this research. Here it may be noted that neither NBSPL, nor its directors, employees, agents or representatives shall be liable for any damages whether direct or indirect, incidental, special or consequential including lost revenue or lost profit that may arise from or in connection with the use of the information contained in this report.

Copyright of this document vests exclusively with NBSPL. Our reports are also available on our website [www.nirmalbang.com](http://www.nirmalbang.com)